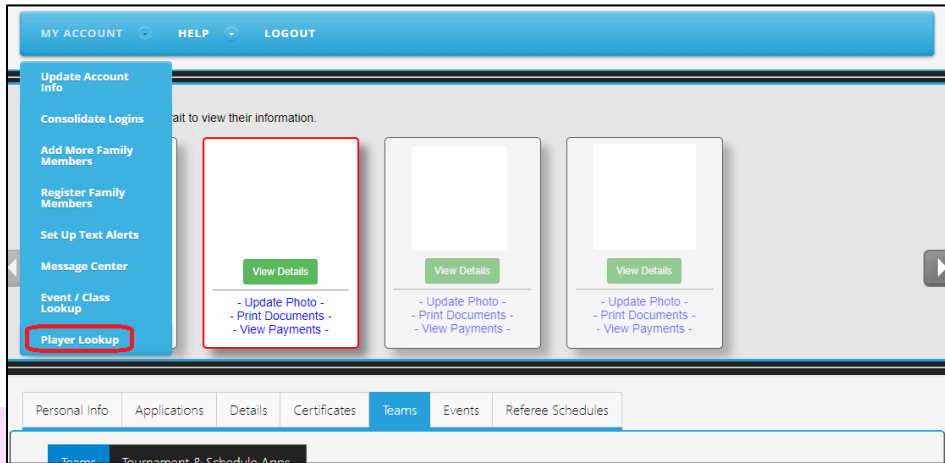


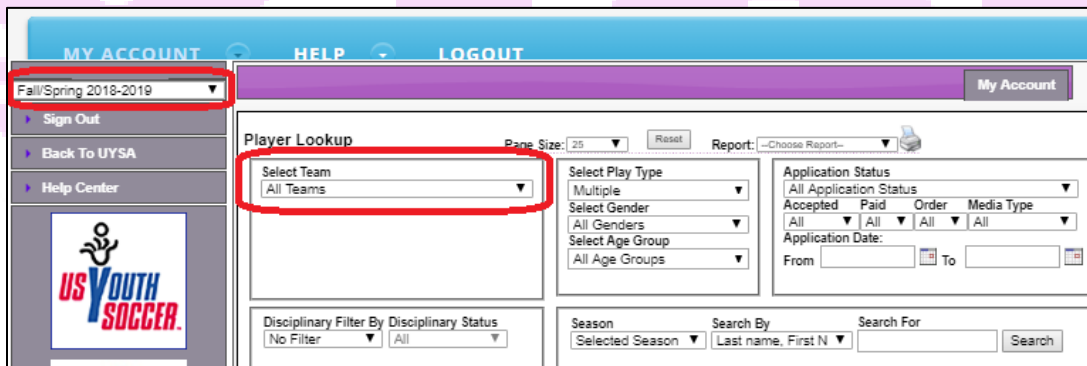
-Utah Youth Soccer Association-

Printing Participant Registration Forms Team Administrators

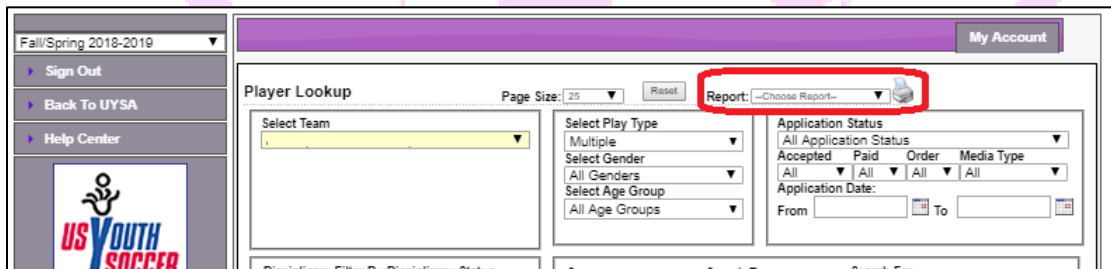
1. Log into your UYSA account – click [here](#) to be directed.
2. Hover your mouse over the My Account tab on the top navigation bar – click **Player Lookup**



3. This will bring you the Player Lookup report.
4. Make sure you are in the current seasonal year
5. Select the team you are printing the forms for in the Team Dropdown



6. Click Search. A list of active players on your team will appear.
7. Check each box to the left of the player's name that you are printing the forms for
8. In the Report drop down, select Application Forms (PDF)



9. Click the printer icon.
10. Your forms will automatically download into PDF version for the selected players.