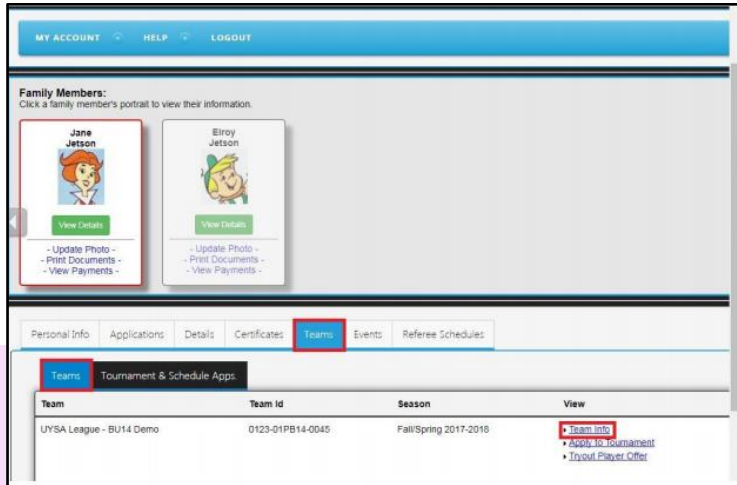


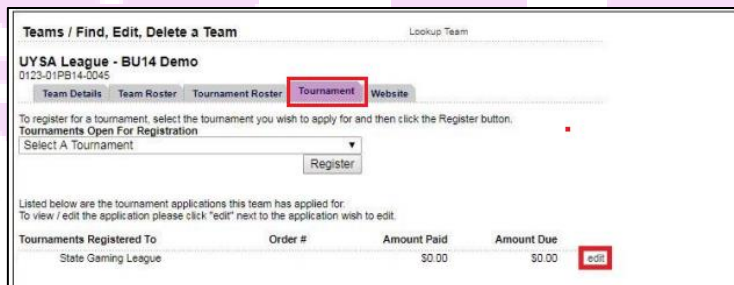
# -Utah Youth Soccer Association-

## How To Enter Jersey Numbers

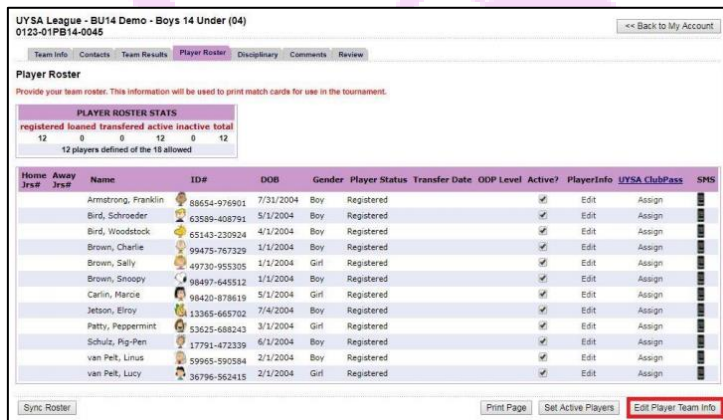
1. Log into your UYSA account. (Make sure your picture is highlighted)
2. Under your family's pictures click on the **Team** tab.
3. Click the **Teams** sub tab below.
4. Click the **Team Info** hyperlink to the right of your team.



5. Click on the **Tournament** tab at the top of the page.



6. Click **edit**.
7. Click the **Player Roster** tab.
8. Click the **Edit Player Team Info** button on the bottom right hand corner.



9. This will bring you to a new screen where you may enter the jersey numbers (home/away) for each player.
10. Once done with entering jersey numbers, click **Save Changes**.
11. **Click Sync Roster**.

Utah Youth Soccer is the leader in promoting, developing and governing youth soccer in Utah; providing quality educational and developmental opportunities for all members.