

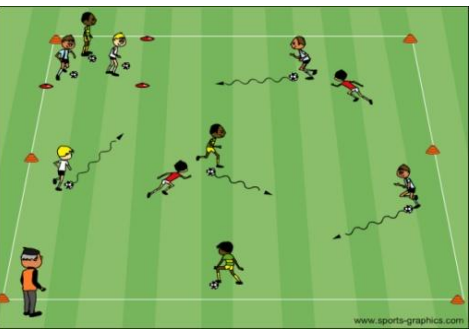
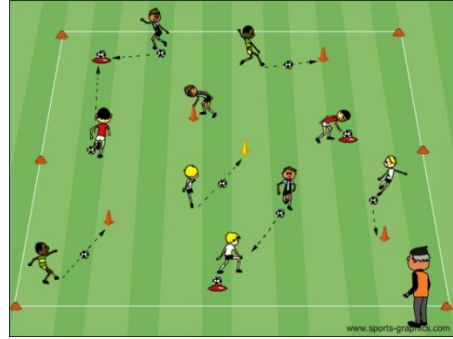


2011 - U6 - Lesson Plan - Week 16

Activity 1	Activity Description	Time
	<p><u>Kangaroo Jack:</u> In a 15x20 yard grid two or three player are the kangaroos and the other players are dribbling. The kangaroos are trying to tag the dribblers. Once a dribbler is tagged, he/she turns into a kangaroo.</p>	<p align="center">6 minutes</p>
<p align="center">Activity 2</p> 	<p><u>Red Light/Green Light:</u> All players are dribbling freely in a 15x20 yard grid. When the coach says “red light” the players must stop and put their foot on the ball. When the coach says “yellow light” the players must dribble slowly, and when the coach says “green light” the players must dribble fast.</p> <p>Coach: Control the frequency of light changes. You can also add other light colors (i.e.: “purple light” = hop back and forth over the ball, “orange light” = run around the ball, “black light” = dance, and “blue light” = hide behind the ball.</p>	<p align="center">6 minutes</p>
<p align="center">Activity 3</p> 	<p><u>Shrek/Spiderman/Sponge Bob:</u> All players with a ball (dribblers) with the exception of two players who wear pennies (Shreks) in a 15x20 yard grid. The players with pennies are trying to tag the dribblers. Once tagged, the players must go to the castle/spidernet. Dribblers can only get back if another dribbler tags them or the coach uses his/her magic powers.</p> <p>Coach: Make sure all players have a chance to be a Shrek.</p>	<p align="center">6 minutes</p>
<p align="center">Activity 4</p> 	<p><u>Cops and Robbers:</u> The coach sets up 8-10 stand up (tall) cones in a 15x20 yard grid. Robbers will strike the ball and try to knock the cone (the banks) down. The cops (2 or 3 players) are without soccer balls and are trying to stand all the cones back up before all the banks are robbed. Rotate the cops and the robbers.</p> <p>Variation 2: If you do not have tall cones, divide the group in half cops and half robbers, and place the cops’ balls on top of discs.</p>	<p align="center">6 minutes</p>
<p align="center">Scrimmage</p>	<p align="center">Activity Description</p>	<p align="center">Time</p>
<p align="center">3v3 - Dual Field Scrimmage</p>	<p>Set up two fields of 15 x 20 yards with a 5yd space between them in order to keep the majority of your team playing.</p>	<p align="center">25 minutes</p>