

KENTUCKY YOUTH SOCCER ASSOCIATION



Kentucky American Cup Registration Instructions

Please note that you will have to be assigned to your team in Stack Sports and the team will need to be activated by the club to complete the American Cup registration.

Step 1: Go to kysoccerlive.net and click on 'member login' in the top right.



Step 2: Click on **Register Now**



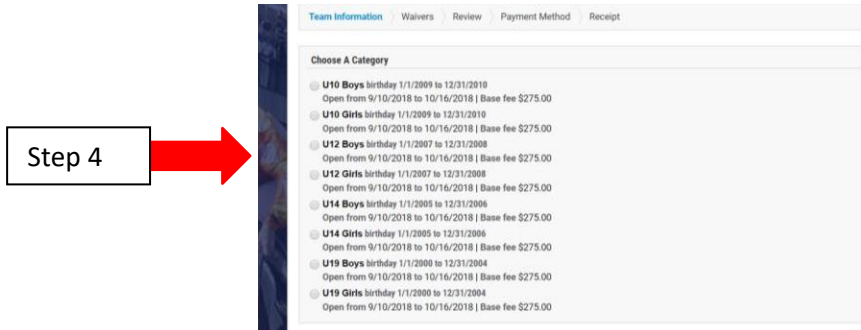
Step 3: You will see a list of events. Click on **Register Now** to the right of the **2019 Kentucky American Cup event**:



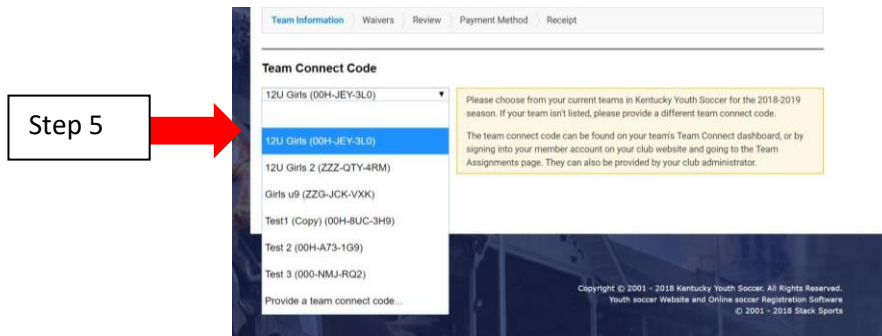


Kentucky American Cup Registration Instructions

Step 4: Select the appropriate age group for the team and hit **next** at the bottom of the page.

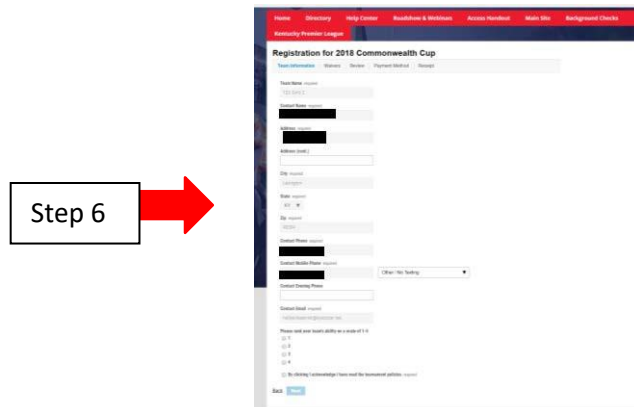


Step 5: Choose the club your team is in from the drop-down bar and click 'next'.



Step 6: On the next page, fill out the appropriate questions then **click next**.


TIP: For the team ability ranking, please note that **1 is the highest level of ability** compared to other recreational teams and **4 is the lowest level of ability** compared to other recreational teams.





Kentucky American Cup Registration Instructions

Step 7: Check Mark the boxes to accept the waivers and click **next**.



Step 8: Review your team information and click next OR register another team if you coach a second team participating in the tournament.



Step 10: Enter your payment information (either check or cc) and click next. At this point, your registration will be complete. **You can print your receipt or the payment information to submit a check payment.**