

# KENTUCKY YOUTH SOCCER ASSOCIATION



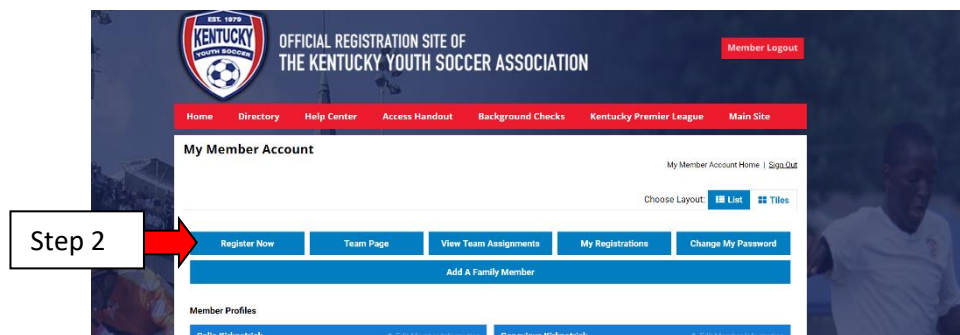
## Commonwealth Cup Registration Instructions

Please note that you will have to be assigned to your team in Stack Sports and the team will need to be activated by the club to complete the American Cup registration.

**Step 1:** Go to [kysoccerlive.net](http://kysoccerlive.net) and click on 'member login' in the top right.



**Step 2:** Click on **Register Now**



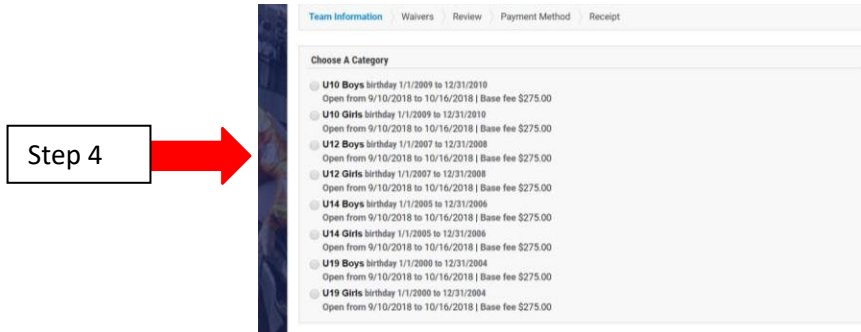
**Step 3:** You will see a list of events. Click on **Register Now** to the right of the **2019 Commonwealth Cup** event:



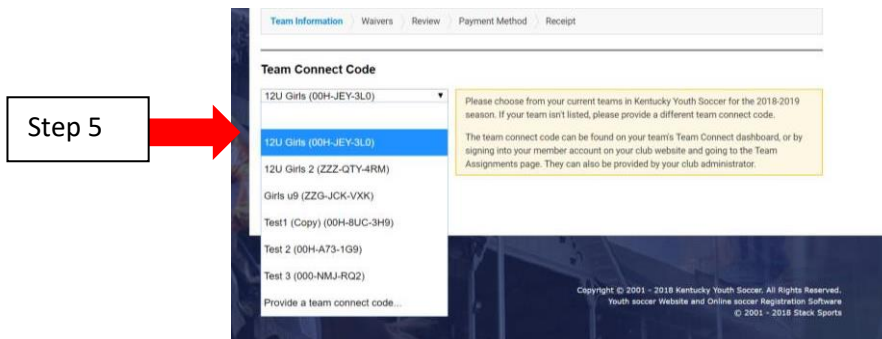


## Commonwealth Cup Registration Instructions

**Step 4:** Select the appropriate age group for the team and hit **next** at the bottom of the page.

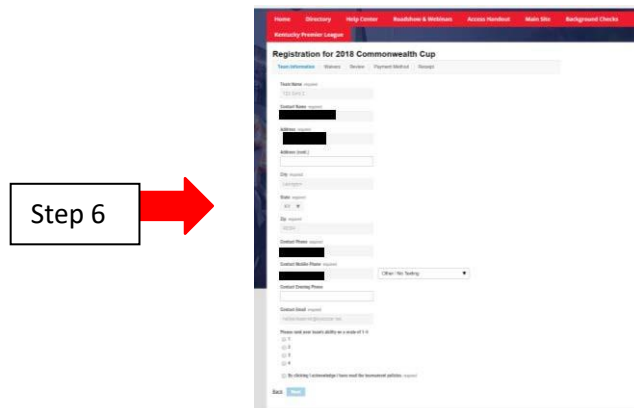


**Step 5:** Choose the club your team is in from the drop-down bar and click 'next'. **\*If it is not allowing your team to register then you are not on the roster and/or the team is not activated yet.** Please contact your club registrar to get this sorted out.



**Step 6:** On the next page, fill out the appropriate questions then **click next**.


**TIP:** For the team ability ranking, please note that **1 is the highest level of ability compared to other recreational teams and 4 is the lowest level of ability compared to other recreational teams.**





## Commonwealth Cup Registration Instructions

**Step 7: Check Mark** the boxes to accept the waivers and click **next**.



**Step 8: Review your team information and click next OR register another team** if you coach a second team participating in the tournament.



**Step 10: Enter your payment information (either check or cc) and click next.** At this point, your registration will be complete. **You can print your receipt or the payment information to submit a check payment.**