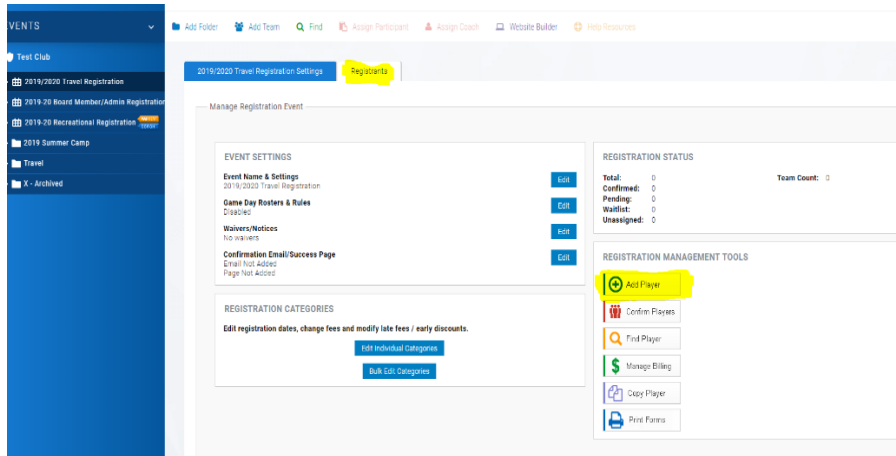


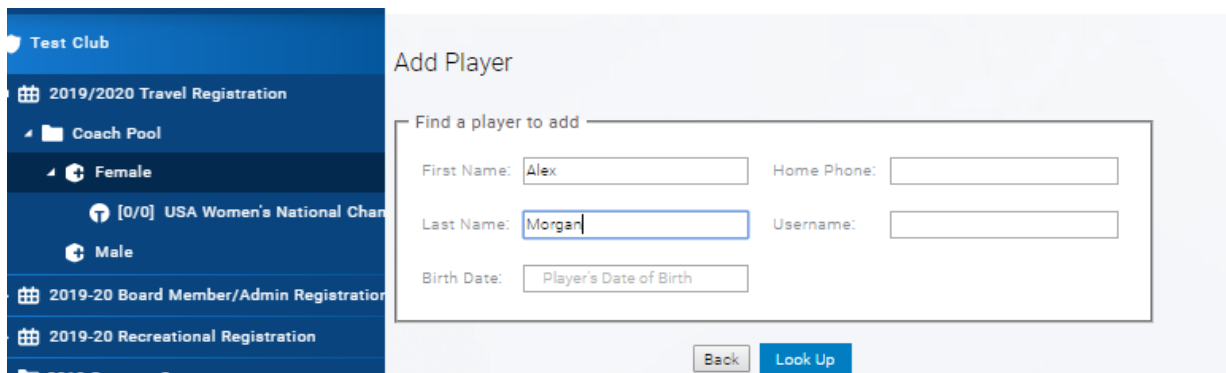
Secondary Players

1. To add a secondary player from within your own organization

- A. Player will be a primary and secondary in different age groups
 - 1-Log In to club connect admin site (yourclub.epysalive.org/sam)
 - 2-Select desired age group on left side of screen, select Registrants on right, then ADD PLAYER.



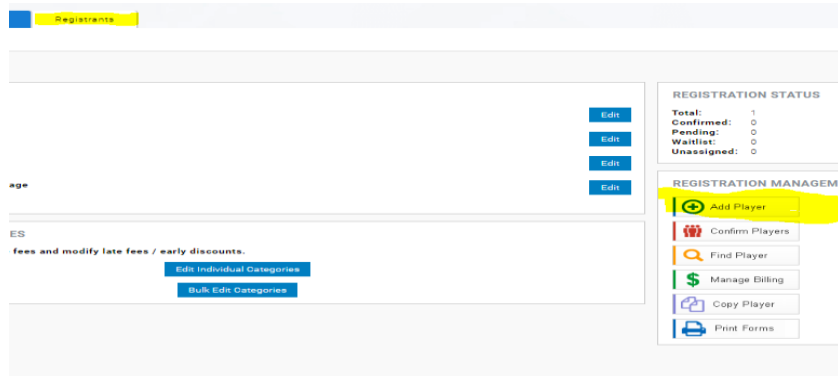
- 3-Search player's name and add the registration to that age group, then assign to desired team.



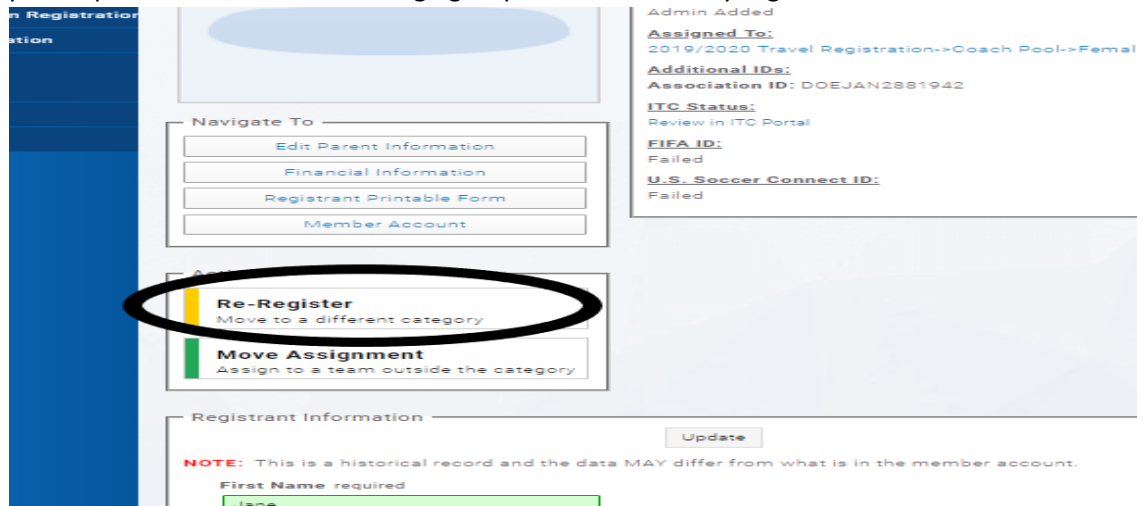
NOTE: The player must have already been assigned as a Primary on another team within your club before they can be added with Secondary status.

- B. Player will be primary and secondary in the SAME AGE Group
 - 1-Log in to your club connect admin site
 - 2-Add the player to the correct age group and assign player to the team for primary registration.

3-Use the next older team as if the player would “play up”(Primary was U12, use U13 for secondary registration), add player using the Registrants tab<ADD Player. Register the player to the age higher registrants pool.



4-Click on players name in older team registrants pool and select Re-Register under player’s profile photo. Select the desired age group for the secondary registration.



You are using the older age group to duplicate the player’s registration and then re-registering them to the correct age group for their secondary team in same age bracket.

2. To add a secondary player who is already registered to a roster with another club

- a. If you had each player register within your club connect site, share the URL for registration with the family of secondary player. The player must be registered within your organization.
- b. If you admin added all players, you will add the player to the correct age group within your club connect admin system then add them to the roster.

NOTE: In US Soccer Connect, Primary and Secondary registrations occur at the time of registration regardless of the accuracy of where the player should be Primary. It is best practice to confirm Primary registration before proceeding.